



## Intro (the basics)

Being a webcam performer is one of the easiest and safest ways to make money in the adult industry. A top cam model can earn thousands per week working less than 30 hours. Becoming a top cam model, however, is easy but takes a bit of effort. If you're serious about making money read on as I will give you some helpful tips to make your work more enjoyable for your guests and more profitable for you.

### Basic facts:

- Make the hourly wage of a company executive
- Earn money from the comfort of your home, as a part time or full-time job
- Set your own schedule, work when you want, as much as you want.
- Your privacy is protected, only those you want can see you
- Get a chance at special appearance and cash prizes in LiveJasmin's Performer awards
- Get paid every two weeks (they will even give you a free Payoneer debit card if you sign up as a cam model, either of these two are the easiest way to get paid.
- Have the option to chat only with paying members
- Easy registration, user-friendly interface

Know a lot of guys/girls who might be interested in becoming a cam model?

If you know a lot of people that want to be cam models, and you like to be in a manager position, there is another popular option where you set up a webcam studio. This means that multiple models work from the same computer/room. Sign up models under your account, and have cam models working under you in your own studio. Payouts for all the models, go to the studio account, and the studio manager pays the models according to whatever agreement they have.

In this case you need to use the 'advanced', or 'master account' registration [here](#)

## Checklist

### What you will need:

- Computer
- Broadband Internet Connection - as fast as possible
- Webcam or a camcorder and a capture card
- Scanner
- Printer



## Tips

### Your surroundings:

- Use at least a 1 megapixel webcam (Logitech webcams usually have good picture quality, research them online to find the ones that are good quality at a mid-range price) or a regular handycam with a capture card in your PC. A good quality camera feed will return the investment, because members care a lot about video quality
- Create attractive surroundings at your workplace. Don't have a window, or light source behind you, because the member won't be able to see you well enough. Even a single light source is not the best because it can create shadows. Having two or more light sources is the best. Play around with different light settings until you find the setup that you're happy with.

### Your account:

- Pick a name that is easy to remember.
- Upload pictures of yourself to all 6 spots, preferably ones that grab members' attention. Colorful, interesting, professional or half professional photos are a plus.
- Upload a teaser video of yourself

### Being live:

- Let your personality come through. Members want to see you because of who you are. They want to get to know you. Don't be afraid to be yourself.
- Don't look at it as being at work. If you have fun, your guests will have fun.
- Make use of Audio - save your fingers and tease your audience vocally.
- Be friendly and polite.
- Chat with and acknowledge guests as well. Guests are potential members, who will go and buy credits if you get them excited in Free Chat.
- Every few hours, get up and move around. Stay fresh and excited. Members don't like performers who sit with a dull, bored face in front of the camera.
- Smile, dance, move around, tease the members in Free Chat. These performers tend to be taken private very quickly.
- Have a variety of toys/tools with you. Don't lose a customer because you do not have a dildo.
- Acknowledge your regulars. Remembering their name or some personal info will make them feel more welcome and keep them coming back. But along these lines, do not ignore the rest of the room when your regulars come in. You never know who your next private will be.
- Beware of the beggars. The ones who only say "show me this" or "show me that". Often they will promise a private if you show a little more, but rarely follow through. Always remember that explicit nudity is not allowed in free chat and, if you are caught, will result in a loss of money or suspension from the site



## Step-by-Step:

Here is a walkthrough on how to go through the 'easy performer registration' quickly and efficiently:

[Visit this website](#) (click Allow if asked about security by the PDF reader program)  
Click on "Models Wanted" button at the bottom of the page.

**WWW.LIVEJASMIN.COM**

WHO'S ONLINE | SEARCH | THE 69'S TEAM | GET FREE CREDITS | MY ACCOUNT | SIGN UP | MEMBER LOGIN

**FREE LIVE SEX VIDEO CHAT**  
The sexiest webcam girls, only on LiveJasmin! Join the free live chat of any webcam model or go PRIVATE to see the hot live sex show!

**FREE ADULT LIVESEX CAMS**

<b>Girl</b> (844/31315) 18-22, Blonde, Big Tits ...	<b>Lesbians</b> (33/2046) 18-22, Blonde, Big Tits, White ...	<b>Mature Female</b> (199/3185) Mommy, Granny, Blonde, Big Tits ...
<b>Couple</b> (60/4326) 18-22, Blonde, Big Tits ...	<b>Group</b> (5/962) 18-22, Big Tits, Asian ...	<b>Fetish</b> (46/2238) 18-22, Blonde, Big Tits, Small Tits ...
<b>Boy</b> (83/8921) 18-22, Muscular, Skinny, Latino ...	<b>Gay</b> (126/4835) 18-22, Muscular, Skinny, Latino ...	<b>Transgendered</b> (90/6297) 18-22, Blonde, Big Size, Asian ...

**VIDEO FOR MEMBERS ONLY**

<b>Girl</b> (66) 18-22, Blonde, Big Tits ...	<b>Lesbians</b> (132) 18-22, Blonde, Big Tits, White ...	<b>Mature Female</b> (152) Mommy, Granny, Blonde, Big Tits ...
<b>Couple</b> (160) 18-22, Blonde, Big Tits ...	<b>Group</b> (214) 18-22, Big Tits, Asian ...	<b>Fetish</b> (125) 18-22, Blonde, Big Tits, Small Tits ...
<b>Boy</b> (54) 18-22, Muscular, Skinny, Latino ...	<b>Gay</b> (118) 18-22, Muscular, Skinny, Latino ...	<b>Transgendered</b> (154) 18-22, Blonde, Big Tits, Asian ...

Models Wanted | Webmaster Wanted | Get Free Credits

UK | US | IN | DE | FR | ES | IT



WWW.LIVEJASMIN.COM  
WWW.CAMERABOYS.COM

**Easy Performer registration**  
Earn thousands of dollars from home!  
Cam Model Registration Guide and Tips

Choose **Click Here to Register** Button

Select "Easy Registration"

Easy = Only one registered person can perform under the account. (so if you're going to cam with another (or more:) guy or girl as a couple or threesome,etc. you will need to pick "Advanced Registration", the "Easy Registration" is for solo cam models only)

Advanced = Limitless models can be registered under this account type (this is recommended for studios and couples, threesomes,etc.)



Type Your account details (and be sure to note them so you don't forget), check the **Accept Terms And Conditions checkbox**, click on **Register Master Account** afterwards.

**WWW.LIVEJASMIN.COM**

#### CREATE A NEW ACCOUNT

First You need to create an account by providing a username, a password and a valid e-mail address. Please be advised that this username will be displayed on LiveJasmin.com as Your Performer Name!

**Account username:**  ? (A-Z, 0-9, min. 8 max. 16 characters)

**Easy Account password:**  (A-Z, 0-9, min. 8 max. 16 characters)

**Re-type password:**

**E-mail address:**  (Please provide valid e-mail address)

**I am a Porn Star**   
Check the box in case You would like to sign up as a celebrity porn star (active or retired).  
(Click here for more info.)

**Accept Terms And Conditions**  (Read it here)

© 2008 LiveJasmin.com - All Rights Reserved! [LIVEJASMIN][AFFILIATES][HELP]

Models Wanted | WebMasters Wanted | Porn Stars Wanted

### Select Referrer

In order to continue your registration you must choose a Referrer/Patron (because cam model registration for LiveJasmin is currently invite only).

Enter **nichesz** into the box and click on Submit. If this page says "You have been invited by a friend of Yours nichesz" proceed to the next step.

**WWW.LIVEJASMIN.COM**

#### SELECT REFERRER

Now You need to choose a Referee. By clicking on any of the names below You can select one of the offers made by our Partners. You can also provide the name of the person inviting You by using the input field. Please click on Submit button after You have chosen a Referee.

Enter Referee ID:

1 2 3 4 5 6 7 8 9 10 Next Last >>>

**Referrer:**

If u want to become a Member u can register from this link:



Fill out the necessary forms correctly and click the **Submit** button.

**EASY ACCOUNT OWNER**  
Please fill in the fields below with the Easy Account Owner's personal details. Please make sure to provide correct and valid information.

Easy Account Owner's Name\*:  
First name: easy Second name: awe Surname: account

Easy Account Owner's Birthdate\*:  
1980 1 1

Gender\*:  
female

ID Number\*:  
Don't use SPACE  
123456789

ID Expiry Date\*:  
2011 1 1

Country\*:  
United States

Click on **Performer Agreement Download/Upload** button. Download the LiveJasmin Agreement by clicking on **Download Age Doc** button. Print the document and fill it out by hand (be sure not to make any corrections). Then scan the document. Click the **Browse** button and find the image on your computer. After uploading all pages of the Agreement click on the **Next** button.

**UPLOAD AGE CERTIFICATION DOCUMENT**

 During the registration procedure You have to upload the completed and signed Age Certification Document. Please **click here** to download the Age Certification Document. Then You will have to print it, fill in the scan it and upload it here.

The max. filesize of the uploaded image is 1MB, acceptable image formats are JPEG, JPG, GIF, TIFF, PNG

**First Page**  
Download Age Doc  
download PDF format  
C:\Documents and Settings\agreeme Tallózás... Upload

**Second Page**  
C:\Documents and Settings\agreeme Tallózás... Upload

Uploading a third page is necessary only if the Age Certification Document did not fit on two pages.

**Third Page**  
Tallózás... Upload



Click on **ID Photos - Upload** button. Upload your previously scanned, government issued photo ID by clicking on the **Browse** button. Select **Submit** afterwards. Go back to the master account landing page by clicking **Next**.

#### UPLOAD YOUR IMAGES OF DOCUMENTS - ID PHOTOS



Here You need to upload Your ID photos. First take a photo of each page of Your ID, or scan it, then up The photo has to be of very good quality and should be at least A5 (148 x 210mm) size.

Please make sure that Your **NAME**, Your **BIRTHDATE** and Your **ID NUMBER** is easily readable.

The max. filesize of each image is **1MB**, allowed image formats are **JPEG, JPG, GIF, TIFF, PNG and BMP**.


**ID Front page**

**ID Back Page**

Uploading a third page is necessary only if the required information can not be found on the first two pa

**ID Third Page**

#### UPLOAD YOUR IMAGES OF DOCUMENTS - ID PHOTOS



Here You need to upload Your ID photos. First take a photo of each page of Your ID, or scan it, then up The photo has to be of very good quality and should be at least A5 (148 x 210mm) size.

Please make sure that Your **NAME**, Your **BIRTHDATE** and Your **ID NUMBER** is easily readable.

The max. filesize of each image is **1MB**, allowed image formats are **JPEG, JPG, GIF, TIFF, PNG and BMP**.

You have successfully uploaded the front page of Your ID.

You have successfully uploaded the back page of Your ID.

Uploading a third page is necessary only if the required information can not be found on the first two pa

**ID Third Page**






## Easy Performer registration

Earn thousands of dollars from home!  
Cam Model Registration Guide and Tips


Select Face Photo - Take Snapshot button. Show Your face to the camera, be sure you are recognizable. Select **Click Here To Take Snapshot**. If you are satisfied with the result, click the **Submit** button.

If you wish to try again select "Select Face Photo - Take Snapshot button. Show Your face to the camera, be sure you are recognizable. Select Click Here To Take Snapshot. If you are satisfied with the result, click the Submit button. If you wish to try again select "Are You satisfied with Your current picture? If not, click here to take a new one" button."


In most cases, You can see one of the following screens:

		
Black Screen is <b>WRONG!</b> Splitting application may not be running.	Red Screen is <b>WRONG!</b> Read the error message in the Flash applet!	It's <b>GOOD</b> if You see yourself!

Your (web)cam's picture



Current snapshot




[Click Here To Take Snapshot](#)



## Easy Performer registration

Earn thousands of dollars from home!  
Cam Model Registration Guide and Tips

In most cases, You can see one of the following screens:

		
Black Screen is <b>WRONG!</b> Splitting application may not be running.	Red Screen is <b>WRONG!</b> Read the error message in the Flash applet!	It's <b>GOOD</b> if You see yourself!




Your (web)cam's picture Current snapshot




Please take a snapshot by clicking the button below!




In most cases, You can see one of the following screens:

		
Black Screen is <b>WRONG!</b> Splitting application may not be running.	Red Screen is <b>WRONG!</b> Read the error message in the Flash applet!	It's <b>GOOD</b> if You see yourself!

Your (web)cam's picture Current snapshot





Are You satisfied with Your current picture? If not, click here to take a new one.




## Easy Performer registration

Earn thousands of dollars from home!  
Cam Model Registration Guide and Tips

Choose **Face And ID Photo - Take Snapshot** button. You must hold your government issued photo ID next to your face. Hit on "**Click Here To Take Snapshot**" button to go to the next step.

In most cases, You can see one of the following screens:

 Black Screen is <b>WRONG!</b> Splitting application may not be running.	 Red Screen is <b>WRONG!</b> Read the error message in the Flash applet!	 It's <b>GOOD</b> if You see yourself!
---	---	---

Your (web)cam's picture      Current snapshot

Please take a snapshot by clicking the button below!

[Click Here To Take Snapshot](#)

Choose **Person's Bio Data - Set Bio Data** button. Select a name that Members will call you. This name will be displayed on your Biopage. Fill all the necessary forms correctly and hit **Submit**.

**BIO DATA OF EASY AWE ACCOUNT**

The following information appears on Your Profile Page.

Model's Name:  (A-Z, 0-9, min. 4 max. 16 character)

Age:

Height:

Weight:

Hair Color:

Hair Length:

Eye Color:



Choose the **Payment Method - Choose Payment Method** button. Select Your desired Payment Method by checking the right radio button. Click on **Submit**.

**PLEASE SELECT PAYMENT METHOD!**

- check (free)
- Wire transfer (Transaction fee may vary between 35-100\$, depending on the participating banks (sender, intermediary, beneficiary))
- ePassporte (free - Visa debit card) click here for more info!
- Payoneer (free - Prepaid debit MasterCard®) click here for more info!

**CHECK:**  
If You provide a valid mailing address, You can choose to receive Your payment by check.

**CHECKS ARE FREE FOR LIVEJASMIN PERFORMERS!**

**IMPORTANT!** Cancelling a check costs \$25! Please make sure that You provide the correct name and address! If You don't receive Your check, please contact our Support Team for cancellation before issuing a replacement check!

Set the minimum payout limit which will be the minimum amount that you have to reach in order to receive your payment. If you do not reach the payout limit in a period, your money will roll over to the next period until the minimum is reached.

**EPASSPORTE SETTINGS**

If You would like to change these settings, please send us an e-mail to [payinfo@livejasmin.com](mailto:payinfo@livejasmin.com) from Your registered email address. The e-mail should contain:

- the requested change
- the scanned copy of Your photo ID (passport, driving licence, etc.)
- a recent photo of Yourself holding Your own ID next to Your face
- our Support Team will notify You about the changes in 24-48 hours

Minimum amount\*:

Do You have an ePassporte account?:

If you are confused or lost in the process, go to: <http://www.livejasmin.com/info.php>

They are always very helpful in answering questions, and helping models through the registration process.